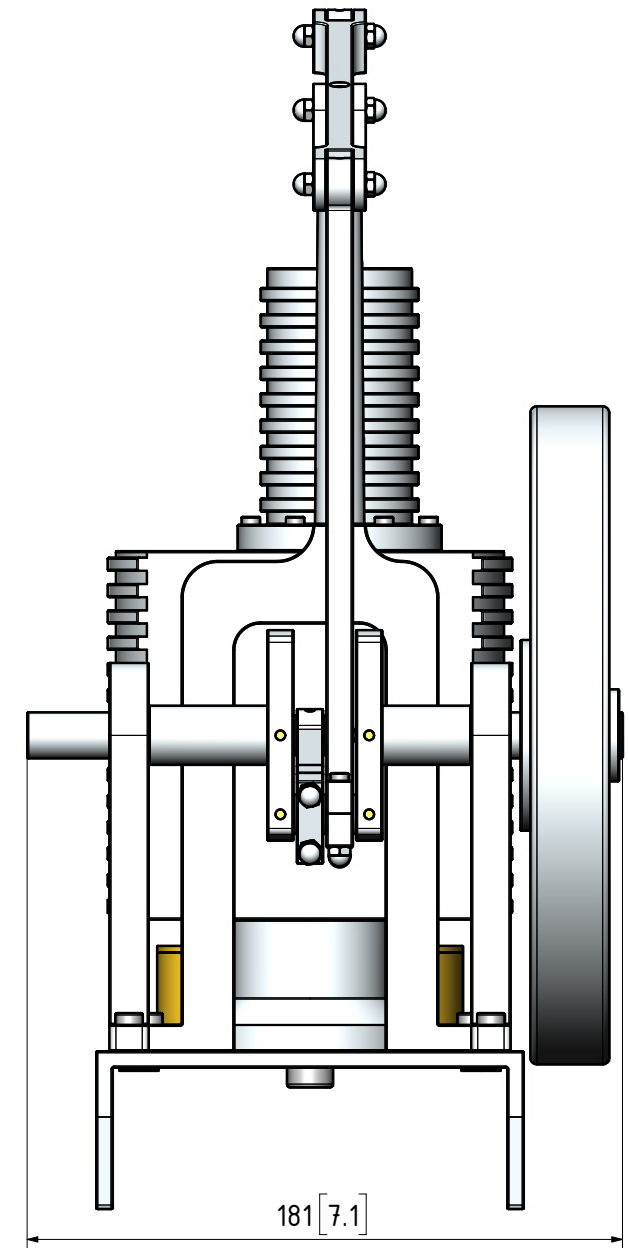
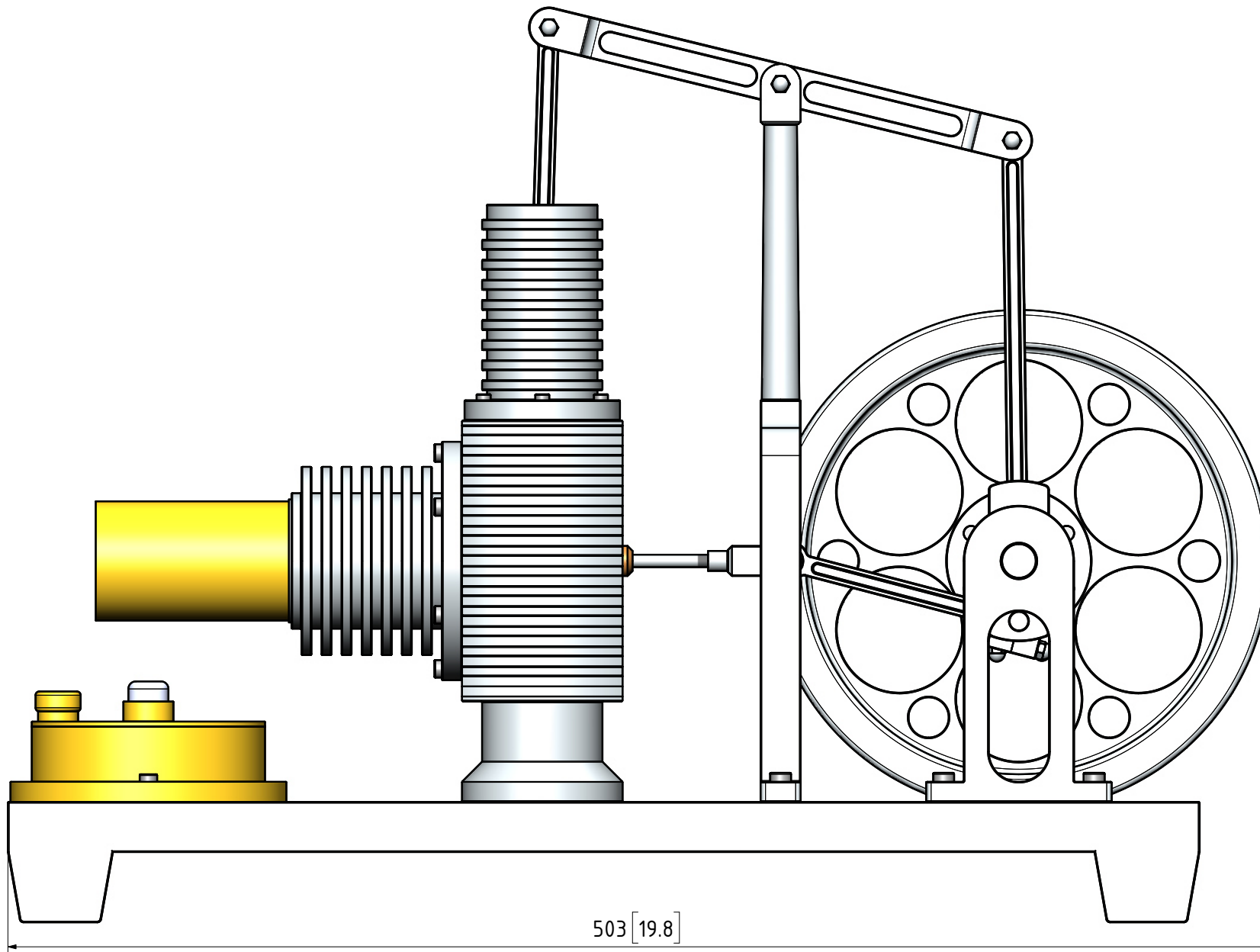
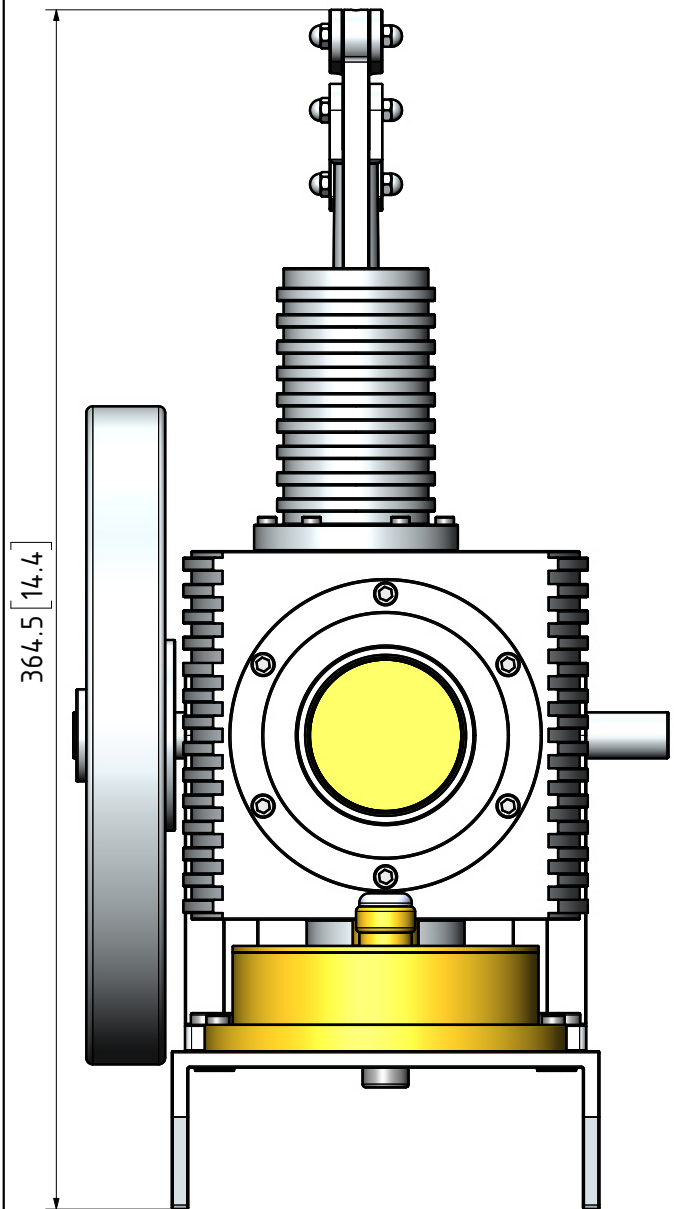
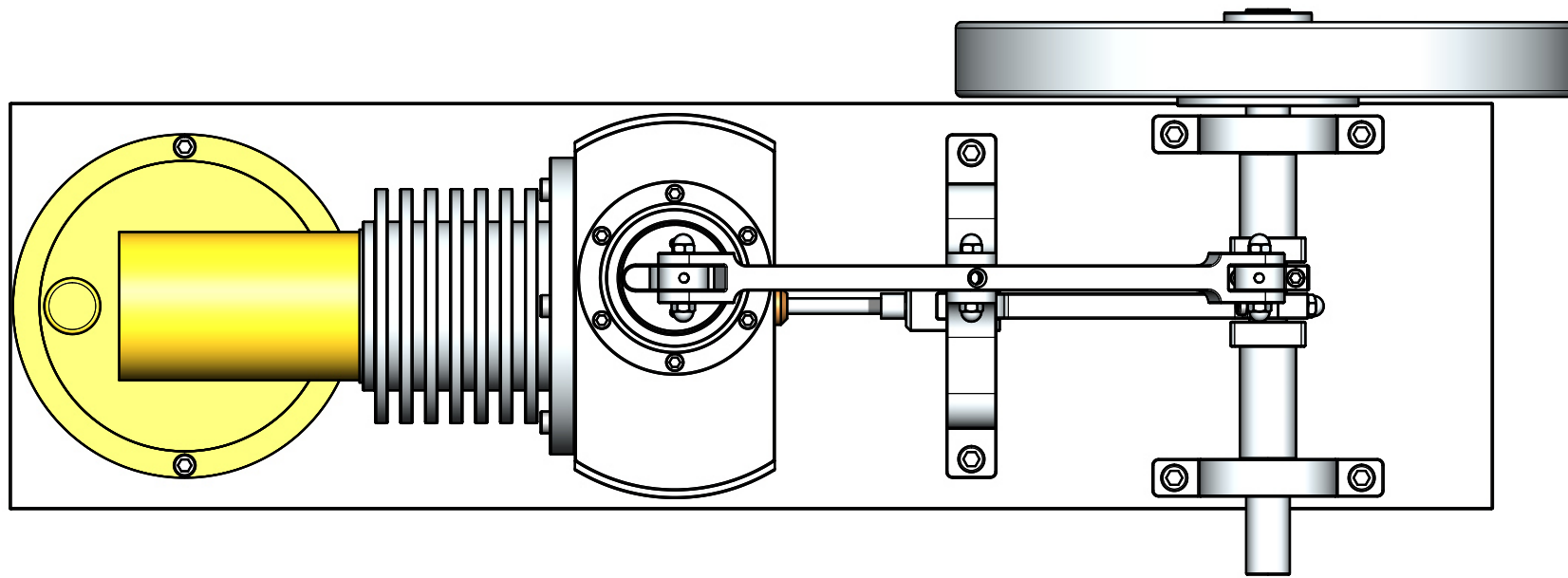


QTY.	PART NUMBER
1	05A-15-00-1-01-BASE PLATE
2	05A-15-00-1-02-CRANK SHAFT BALL BEARINGS
1	05A-15-00-1-03-CYLINDER BLOCK
1	05A-15-00-2-01-BALANCED BEAM
1	05A-15-00-2-02-CRANK SHAFT+FLYWHEEL
1	05A-15-00-2-03-POWER PISTON
1	05A-15-00-2-04-POWER PISTON CON-ROD
1	05A-15-00-2-05-BEAM CON-ROD
1	05A-15-00-2-06-DISPLACER
1	05A-15-00-2-07-DISPLACER CON-ROD
1	05A-15-00-M10x24 A-K CYL HEAD SCREW
2	05A-15-00-M3x6 A-K GRUB SCREW
13	05A-15-00-M4 DOME NUT
6	05A-15-00-M4x18 A-K CYL HEAD SCREW
4	05A-15-00-M4x24 A-K CYL HEAD SCREW
2	05A-15-00-M5x14 A-K CYL HEAD SCREW
6	05A-15-00-M5x18 A-K CYL HEAD SCREW
6	05A-15-00-M6x14 A-K CYL HEAD SCREW
6	05A-15-00-M6x18 A-K CYL HEAD SCREW



NOTES: THE ORIGINAL DRAWINGS WERE GIVEN TO ME. THE ORIGINAL DRAWINGS WERE MADE BY R.F.TUPER, AND DATED AUGUST 2010.

TITLE
STIRLING ENGINE SCOTCH YOKE TYPE

DRAWING CONTENTS
GENERAL ARRANGEMENT,
BILL OF MATERIALS

PROJECT No 05A-15-00
JDW DRAUGHTING SERVICES
J.A.M. DE WAAL, 12 BRIGHTWELL STREET PAPAURA
2110, NEW ZEALAND. PHONE: 0064 09 2988815. MOB:
0211791000 E-MAIL: dewaal@xtra.co.nz.

PROJECTION
DATE AUGUST 2020
SHEET: 01 OF 06
JDWDS
MODEL SCALE: 1:1
DWG SCALE: 1:1 @A4 OR AS SHOWN
Copyright © J.A.M. DE WAAL PAPAURA NZ
A4 No: 05A-15-00-SHT01

DRAWINGS ARE FOR PERSONAL USE ONLY NOT FOR COMMERCIAL PURPOSES