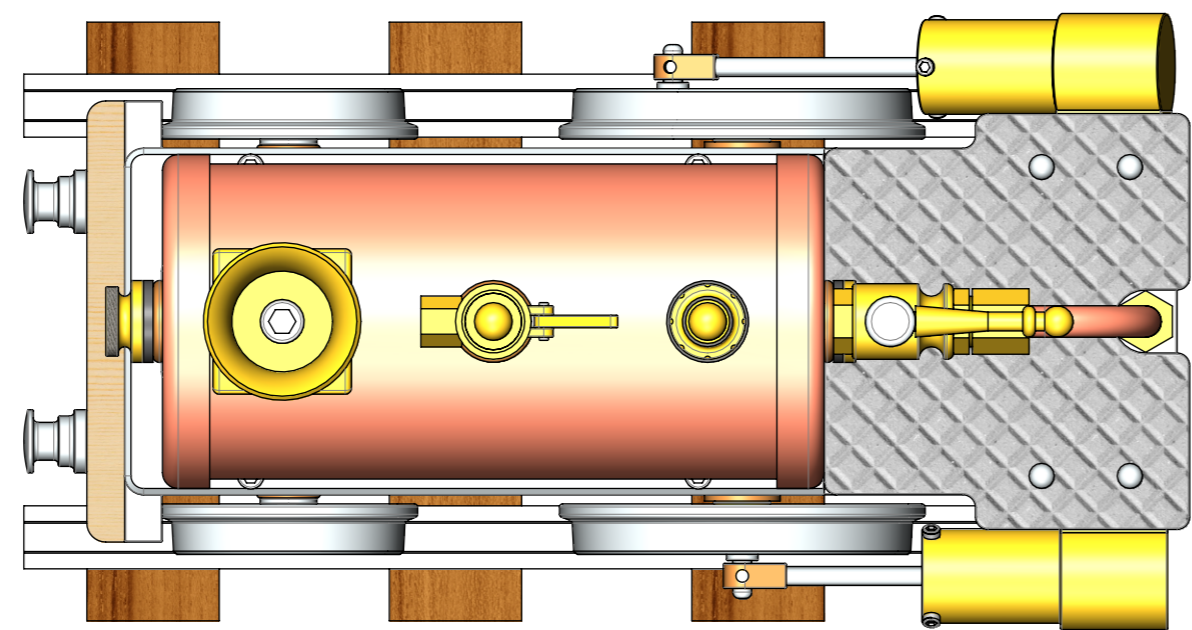
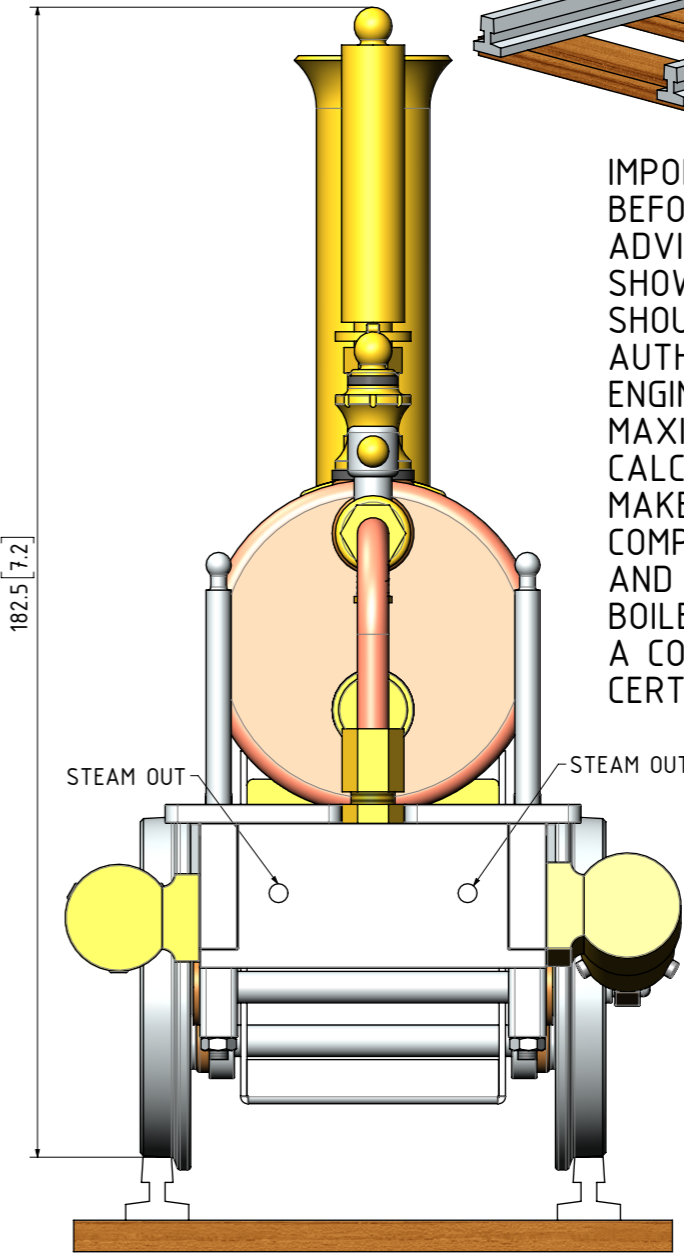
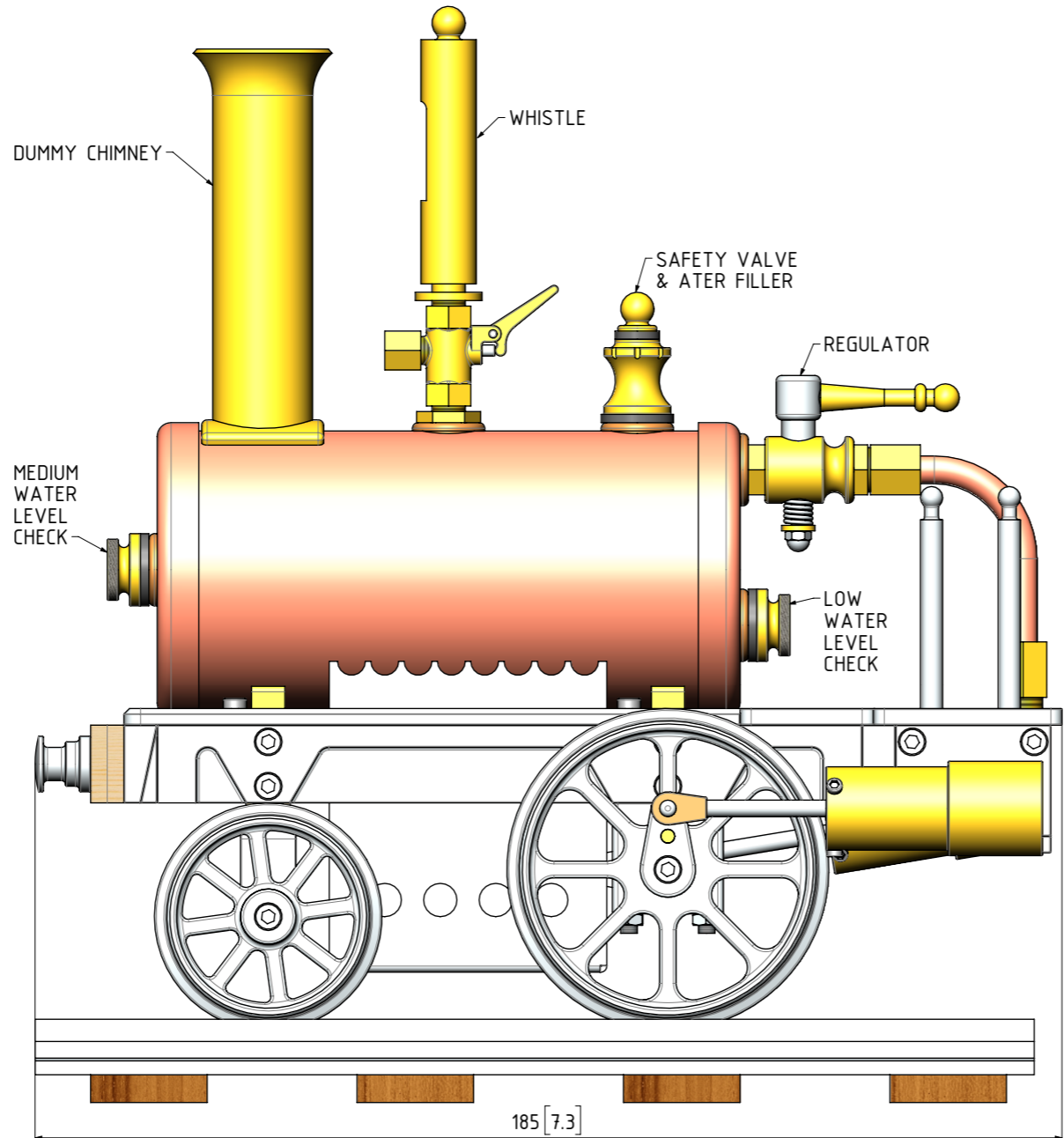
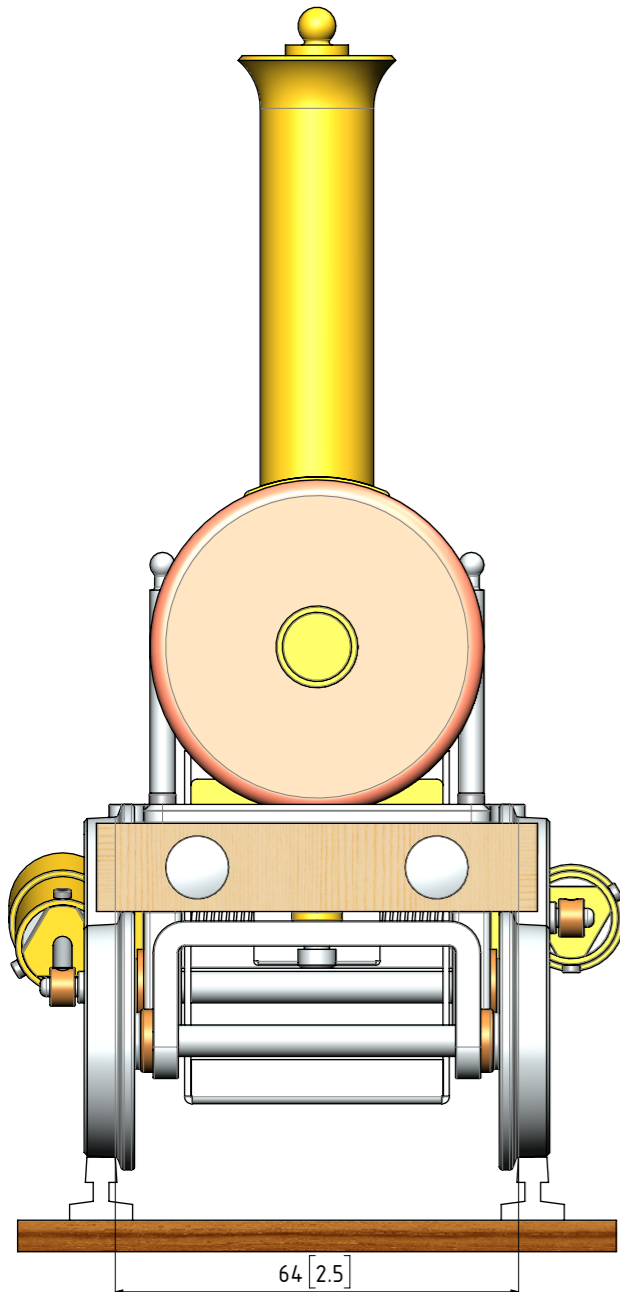
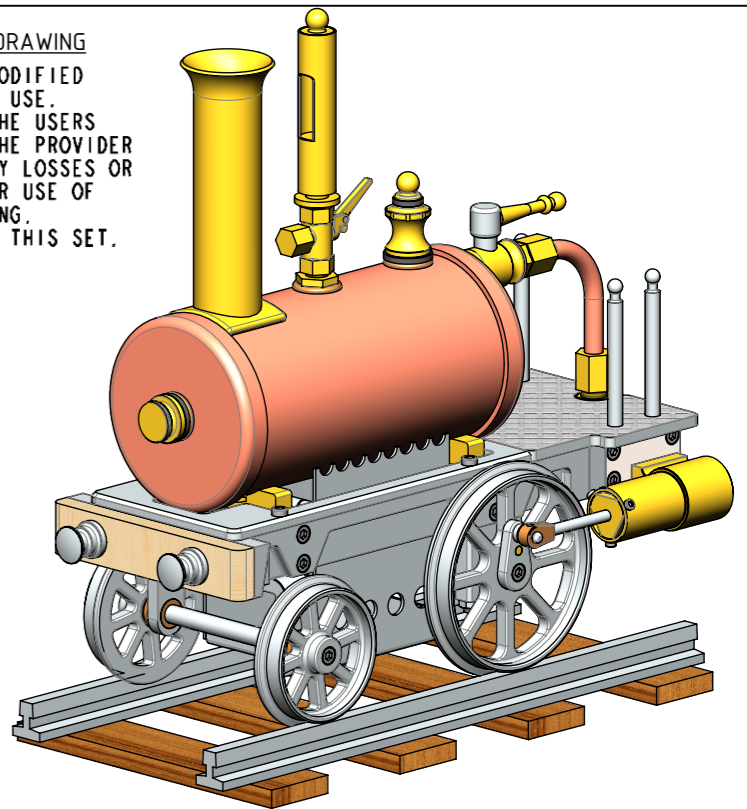


QTY.	PART NUMBER
1	07E-22-00-1-01-UNDER FRAME
1	07E-22-00-1-02-CYLINDER PORT BLOCK
2	07E-22-00-1-03-BUFFER
1	07E-22-00-1-04-DECK AND FOOT PLATES
4	07E-22-00-1-05-POST
1	07E-22-00-1-06-BOILER SHELL
1	07E-22-00-1-07-SMOKE STACK
2	07E-22-00-1-08-BOILER PLUG
1	07E-22-00-1-09-SAFETY VALVE
1	07E-22-00-1-10-REGULATOR
1	07E-22-00-1-11-FIRE BOX CASING
1	07E-22-00-1-12-SOLID FUEL TRAY
1	07E-22-00-1-13-WHISTLE
1	07E-22-00-2-01-FRONT WHEEL SWIVEL BRACKET
1	07E-22-00-2-02-FRONT WHEEL+AXLE
1	07E-22-00-2-03-REAR WHEEL+AXLE
2	07E-22-00-2-04-CYLINDER
2	07E-22-00-2-05-PISTON+CON-ROD
1	07E-22-00-M2.5 DOME NUT
6	07E-22-00-M2x4 A-K CYL HEAD SCREW
7	07E-22-00-M3 NUT
16	07E-22-00-M3x12 A-K C-SINK SCREW
2	07E-22-00-M3x16 A-K C-SINK SCREW
4	07E-22-00-M3x18 A-K C-SINK SCREW
4	07E-22-00-M3x6 A-K C-SINK SCREW
4	07E-22-00-M3x8 A-K CYL HEAD SCREW
1	07E-22-00-M64mm-RAIL
1	07E-22-00-M5x8 A-K CYL HEAD SCREW



THIS NOTE WAS FOUND ON THE ORIGINAL DRAWING  
 THIS DRAWING MAY BE FREELY USED OR MODIFIED FOR ANY NON-PROFIT OR NON-COMMERCIAL USE. ALL ACCURACY AND SAFETY ISSUES ARE THE USERS RESPONSIBILITY. THE ORIGINATOR AND THE PROVIDER ARE NOT RESPONSIBLE OR LIABLE FOR ANY LOSSES OR DAMAGES INCURRED FROM THE CREATION OR USE OF THE PRODUCTS CONTAINED IN THIS DRAWING. THIS NOTE APPLIES TO ALL DRAWINGS IN THIS SET.



IMPORTANT NOTE:  
 BEFORE STARTING: IT IS STRONGLY ADVISED THAT THE BOILER AS SHOWN ON THESE DRAWINGS SHOULD BE INSPECTED BY AN AUTHORISED PROFESSIONAL ENGINEER AND THE WORKING AND MAXIMUM BOILER PRESSURE TO BE CALCULATED. MAKE SURE THE BOILER FULLY COMPLIES WITH THE LOCAL RULES AND REGULATIONS OF MODEL BOILERS. A COMPLIANCE AND SAFETY/TEST CERTIFICATE SHOULD BE OBTAINED.

DUE TO THE LACK OF INFORMATION ON THE ORIGINAL DRAWING(S), SUCH AS VIEWS, DIMENSIONS, SECTIONS ETC AND/OR CLARITY OF COMPONENTS, OMITTED PARTS/COMPONENTS, SOME OF THE COMPONENTS MIGHT NOT BE AS CONSTRUCTED ORIGINALLY OR AS THE ORIGINAL DESIGNER INTENDED

NOTES: FOUND THE ORIGINAL DRAWINGS ON THE INTERNET. THE ORIGINAL DRAWINGS WERE DRAWN BY JCM AND DATED 13-2-21 (2-13-21) (TOTAL OF 46 A3 DRAWINGS)

TITLE  
**A SIMPLE STEAM LOCOMOTIVE CALLED "THE BIRMINGHAM DRIBBLER" (2.5"/64mm)**

DRAWING CONTENTS  
**GENERAL ARRANGEMENT, VIEWS AND NOTES**

PROJECT No 07E-22-00  
 JDW DRAUGHTING SERVICES  
 J.A.M. DE WAAL, 12 BRIGHTWELL STREET PAPAURA  
 2110, NEW ZEALAND. PHONE: 0064 09 2988815. MOB: 0211791000 E-MAIL: dewaal@xtra.co.nz.

PROJECTION  
**JDWDS**  
 DATE JANUARY 2023  
 SHEET: 01 OF 05

MODEL SCALE: 1:1  
 DWG SCALE: 1:1 @A3 OR AS SHOWN  
 Copyright © J.A.M. DE WAAL PAPAURA NZ  
 A3 No:07E-22-00-SHT-01

DRAWINGS ARE FOR PERSONAL USE ONLY NOT FOR COMMERCIAL PURPOSES