


FOURTEEN-HORSE "WROUGHT IRON" PLOUGHING ENGINE.



MESSRS. JOHN FOWLER AND CO., ENGINEERS, LEEDS.

(For description see page 72.)

SECTION THRO WHEELS



SECTION THROUGH BOILER



PLAN

SCALE OF FEET
0 1 2 3 4

