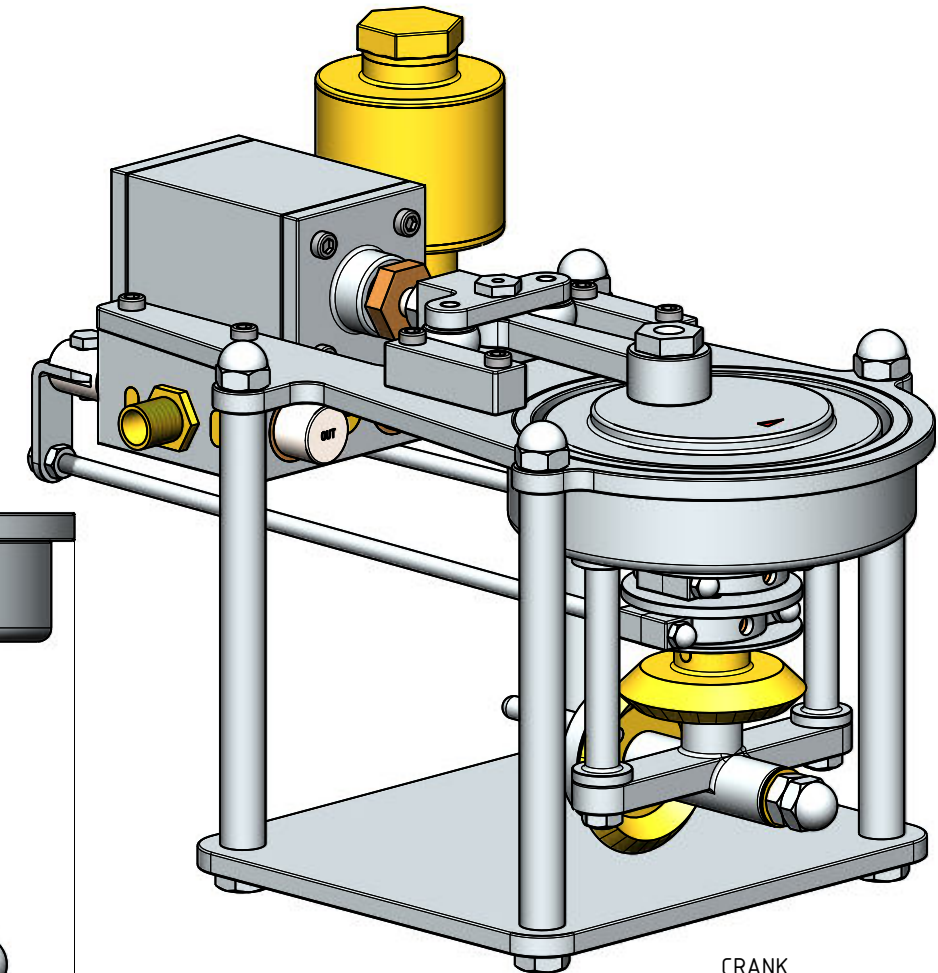
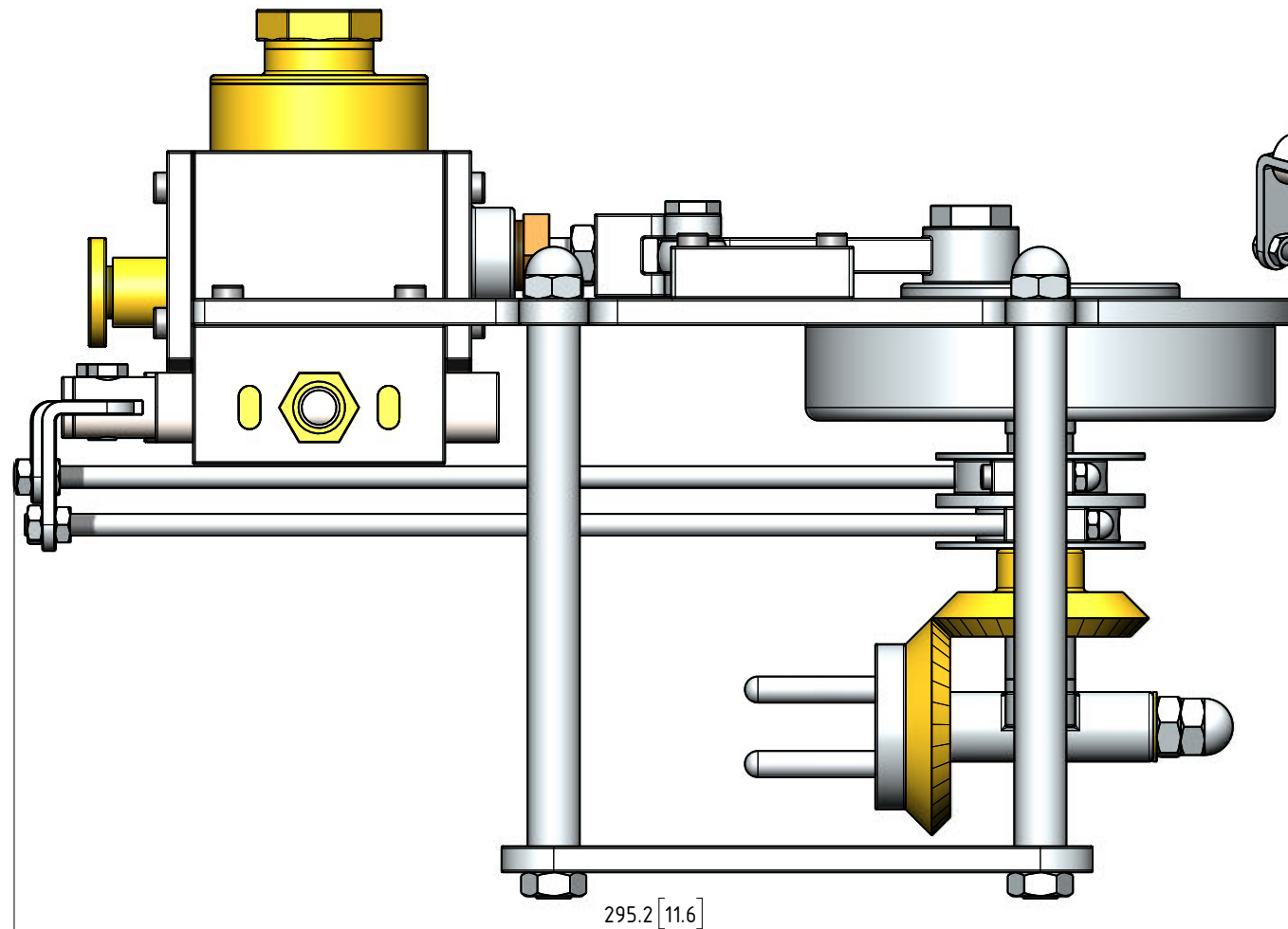
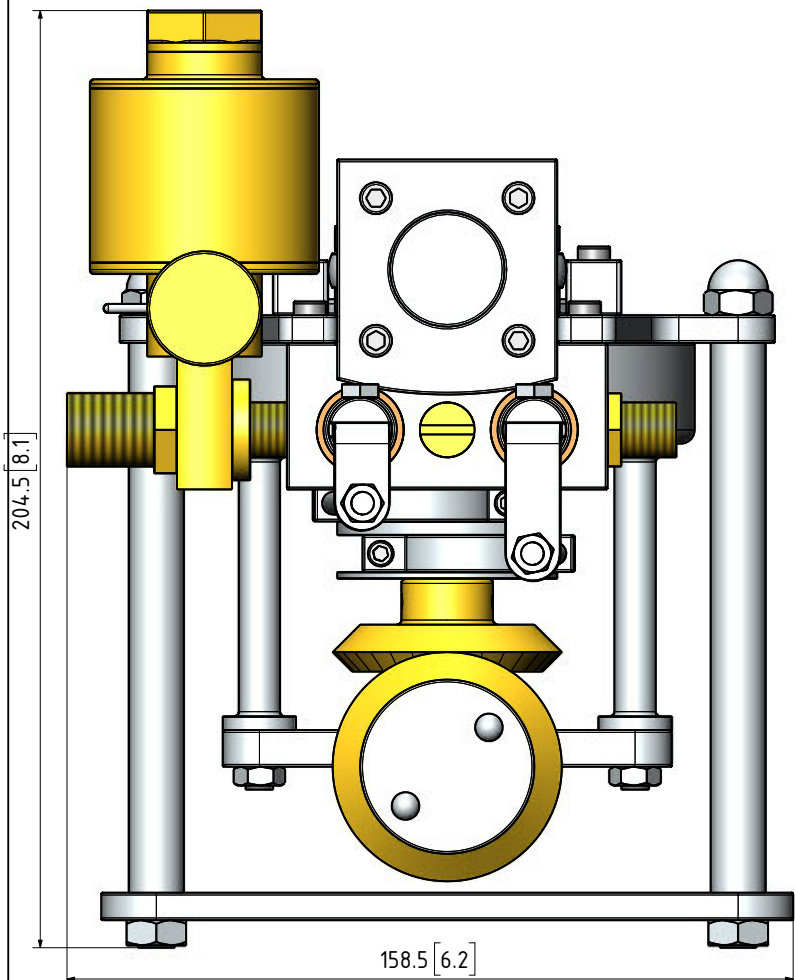
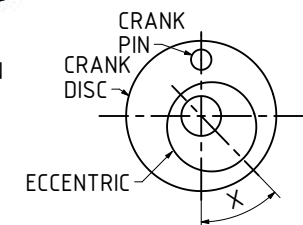


QTY.	PART NUMBER
1	09E-38-00-1-01-BASE MOUNTING PLATE
1	09E-38-00-1-02-OUTPUT SHAFT BEARING BRACKET
1	09E-38-00-1-03-CYLINDER BLOCK
1	09E-38-00-1-04-CYLINDERBLOCK REAR COVER
1	09E-38-00-1-05-DISPLACEMENT LUBRICATOR
1	09E-38-00-1-06-FLYWHEEL SHAFT BEARING
1	09E-38-00-1-07-CYLINDERBLOCK FRONT COVER
1	09E-38-00-2-01-PISTON + ROD
2	09E-38-00-2-02-CROSSHEAD ROLLER
1	09E-38-00-2-03-FLYWHEEL+CRANKSHAFT
1	09E-38-00-2-04-CON-ROD
1	09E-38-00-2-05-ECCENTRICS
1	09E-38-00-2-06-STEAM IN SPOOL VALVE
1	09E-38-00-2-07-STEAM IN ECCENTRIC STRAP
1	09E-38-00-2-08-STEAM OUT SPOOL VALVE
1	09E-38-00-2-09-STEAM OUT ECCENTRIC STRAP
1	09E-38-00-2-10-DRIVING BEVEL GEAR WHEEL
1	09E-38-00-2-11-DRIVEN BEVEL GEAR WHEEL
4	09E-38-00-M3x12 A-K C-SINK SCREW
4	09E-38-00-M4 DOME NUT
2	09E-38-00-M4x10 A-K GRUB SCREW
2	09E-38-00-M4x22 A-K CYL HEAD SCREW
4	09E-38-00-M5 NUT
12	09E-38-00-M5x14 A-K A-K CYL HEAD SCREW
4	09E-38-00-M5x18 A-K CYL HEAD SCREW
2	09E-38-00-M6 NUT
5	09E-38-00-M8 DOME NUT
6	09E-38-00-M8 NUT
1	09E-38-00-M8 WASHER BRASS



THE OFF SET ANGLE OF THE ECCENTRIC IN RELATION TO THE CRANK AXIS TO BE EXPERIMENTALLY DETERMINED FOR THE SMOOTH RUNNING OF THE ENGINE AND SATISFACTION OF THE BUILDER



NOTES: THE ORIGINAL DRAWINGS WERE GIVEN TO ME. THE ORIGINAL DESIGN AND DRAWINGS WERE BY H.J.TURPIN. THE ORIGINAL DRAWINGS AND ARTICLE WERE PUBLISHED IN THE "MODEL ENGINEER" MAGAZINE PAGES 697, 698 AND 699, DATED 16MAY1957

TITLE
A NEW HORIZONTAL MARINE STEAM ENGINE
BORE 32mm STROKE 32mm

DRAWING CONTENTS
GENERAL ARRANGEMENT AND
BILL OF MATERIALS

PROJECT No 09E-38-00
JDW DRAUGHTING SERVICES
J.A.M. DE WAAL, 12 BRIGHTWELL STREET PAPA KURA
2110, NEW ZEALAND. PHONE: 0064 09 2988815. MOB:
0211791000 E-MAIL: dewaal@xtra.co.nz.

PROJECTION
DATE JANUARY 2020
SHEET: 01 OF 03
JDWDS
MODEL SCALE: 1:1
DWG SCALE: 1:1 @A3 OR AS SHOWN
Copyright © J.A.M. DE WAAL PAPA KURA NZ
A3 No: 09E-38-00-SHT01

DRAWINGS ARE FOR PERSONAL USE ONLY NOT FOR COMMERCIAL PURPOSES