





# PORTABLE STEAM PUMP AND BOILER.

DESIGNED BY MR. N. P. BURGH, ENGINEER, WATERLOO BRIDGE ROAD.



SCALE OF FEET

12 10 8 6 4 2 0

This scale bar indicates measurements in feet, ranging from 0 to 12 feet. The markings are at 2-foot intervals.

