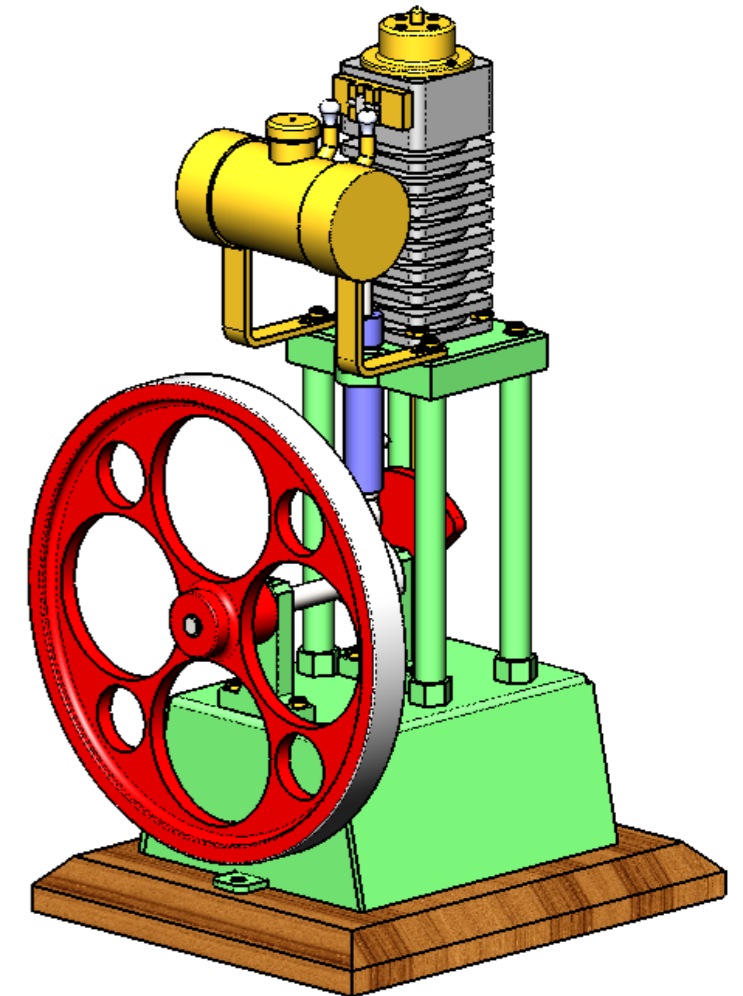
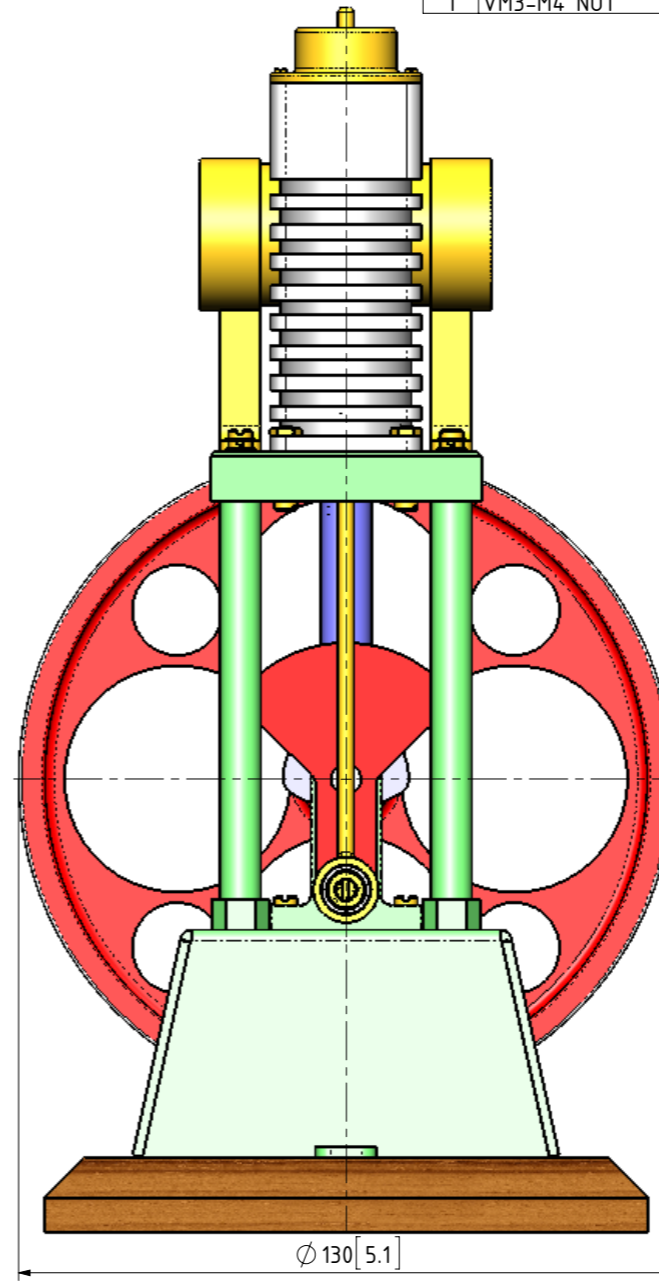
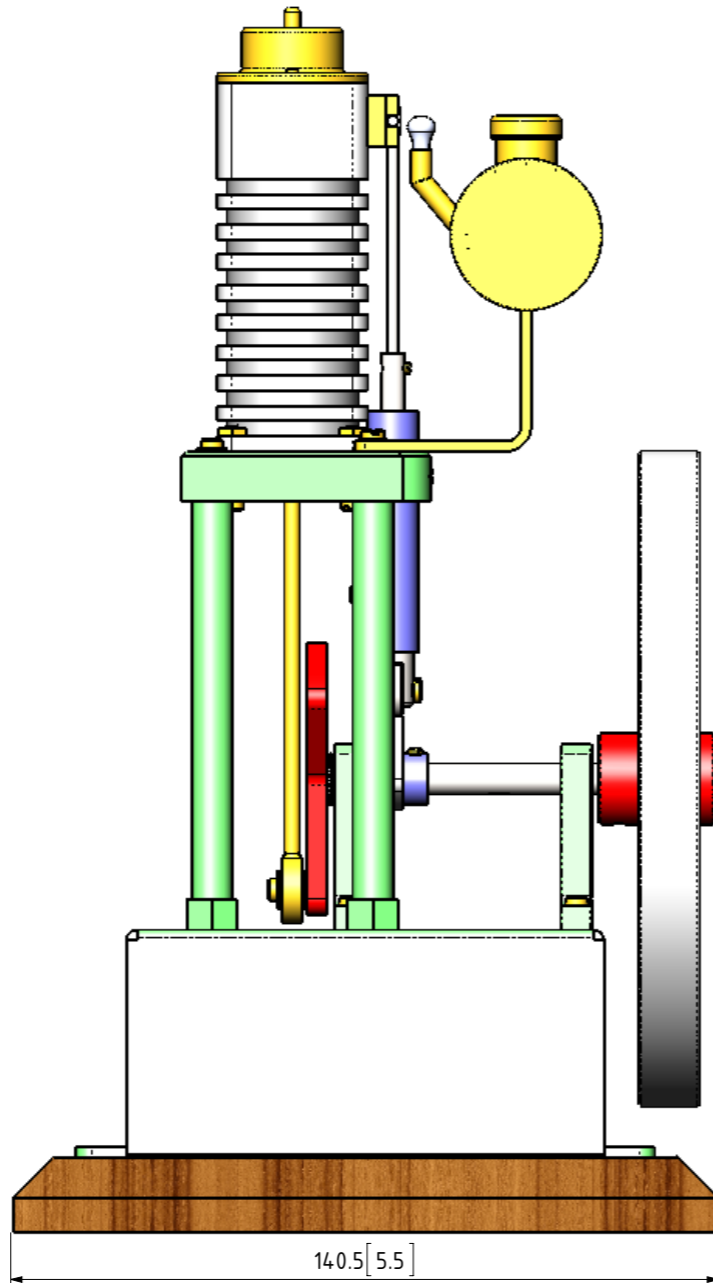
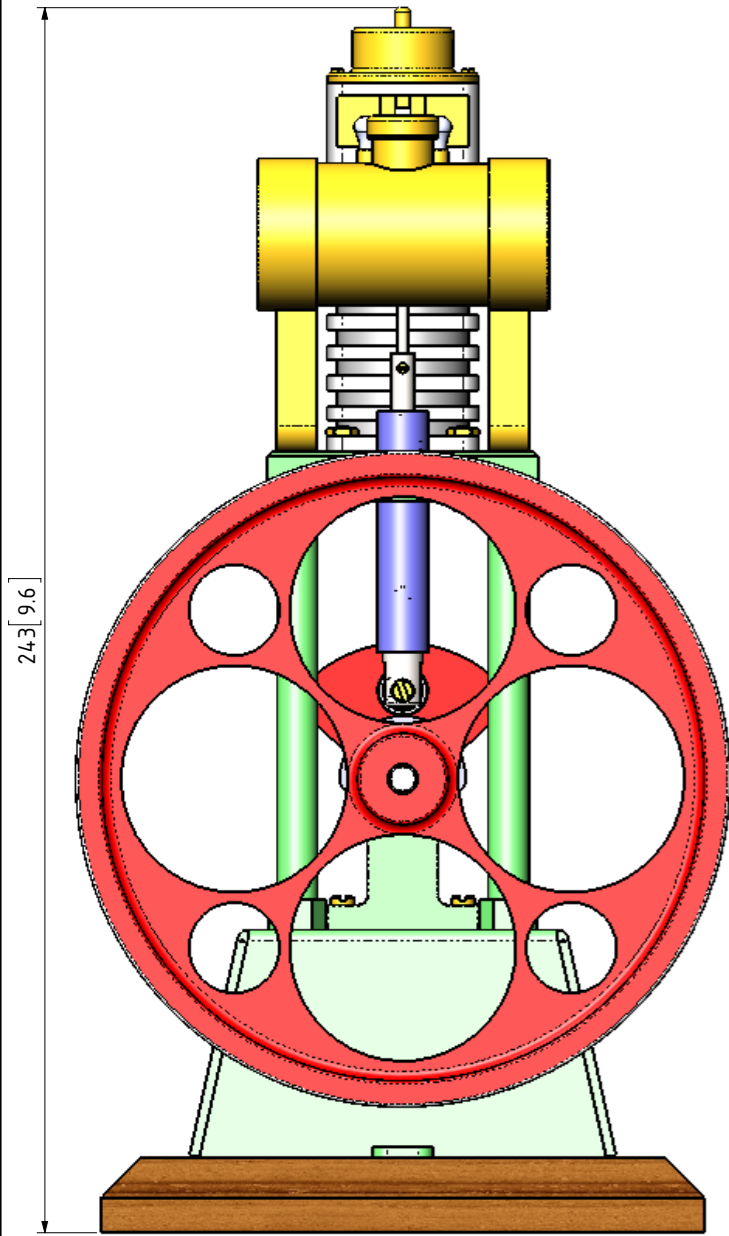
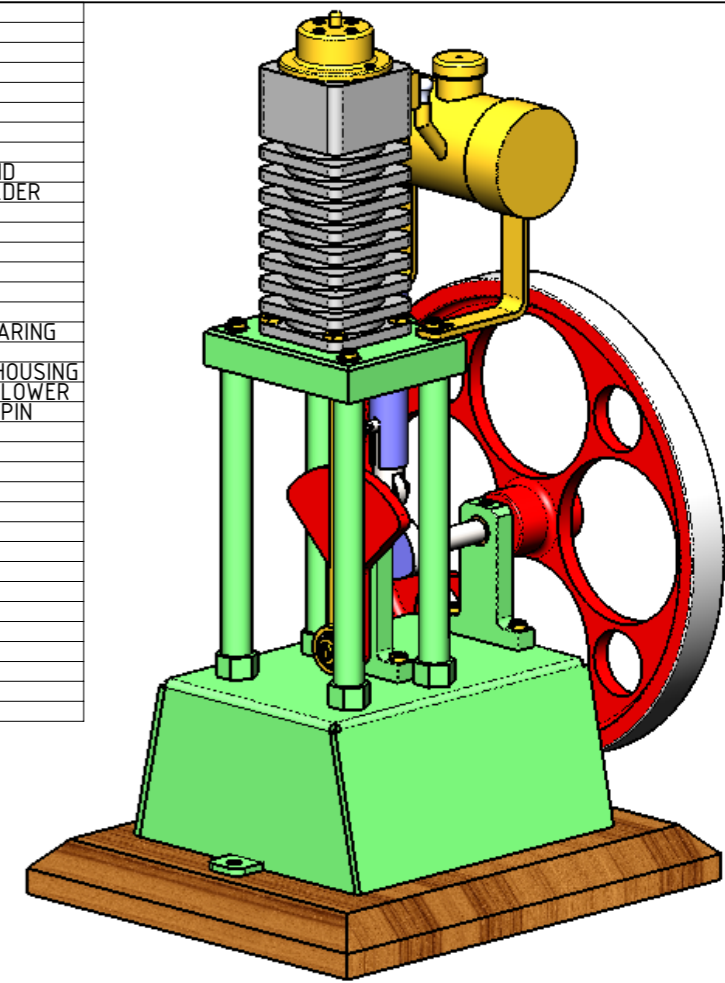


QTY.	PART NUMBER
1	VM3-01-BASE
4	VM3-02-BASE PILLAR
1	VM3-03-CYLINDER PLATFORM
1	VM3-04A-CYLINDER
1	VM3-04B-EXHAUST CHAMBER
2	VM3-05-BEARING SUPPORT
1	VM3-06A-FUEL TANK
1	VM3-06B-FUEL TANK SCREW LID
2	VM3-06C-FUEL TANK WICK HOLDER
1	VM3-07-EXHAUST VALVE
1	VM3-08-CRANK SHAFT+CRANK
1	VM3-09-FLYWHEEL
1	VM3-10A-PISTON
1	VM3-10B-PISTON YOKE
1	VM3-11A-PISTON ROD
2	VM3-11B-PISTON ROD BALL BEARING
1	VM3-12-INLET VALVE CAM
1	VM3-13-INLET VALVE SPRING HOUSING
1	VM3-14-INLET VALVE CAM FOLLOWER
1	VM3-15-CAM FOLLOWER GUIDE PIN
1	VM3-16-INLET VALVE ROD
1	VM3-17-INLET VALVE
1	VM3-18-SPRING
1	VM3-19-WOODEN BASE
2	VM3-M1.5x6 P-HEAD SCREW
1	VM3-M2x3 GRUB SCREW
8	VM3-M3 NUT
2	VM3-M3-WASHER
4	VM3-M3-WASHER 0.5mm THICK
9	VM3-M3x10 P-HEAD SCREW
4	VM3-M3x15 P-HEAD SCREW
4	VM3-M3x18 P-HEAD SCREW
2	VM3-M3x3 GRUB SCREW
1	VM3-M3x8 P-HEAD SCREW
1	VM3-M4 NUT



NOTES:  
 TITLE  
 VACUUM ENGINE CALLED VM3.  
 DESIGNED AND DRAWN BY A.DE VRIES (21.12.94)

DRAWING CONTENTS  
 GENERAL ARRANGEMENT ISOMETRIC  
 VIEWS AND BILL OF MATERIALS

PROJECT No  
 JDW DRAUGHTING SERVICES  
 J.A.M. DE WAAL, 12 BRIGHTWELL STREET PAPAOKURA 2110.  
 NEW ZEALAND. PHONE: 0064 09 2988815. MOB: 0211791000  
 E-MAIL: dewaal@xtra.co.nz.

PROJECTION  

 DATE  
 AUGUST 2013  
 SHEET:01 OF 02

MODEL SCALE: 1:1  
 DWG SCALE: 1:1 @A3 OR AS SHOWN  
 Copyright © J.A.M. DE WAAL PAPAOKURA NZ  
 A3 No: VM3-01